

3º Bimestre
MY BILINGUAL BOOK



Student: _____

Teacher: _____

Hello kids,

Neste

3º

Bimestre

aprenderemos à descrever e reconhecer obras de arte. Também aprenderemo como expressar as nossas preferências.











Além disso, elaboraremos um material “Art as a form of expression”.

Let’s go!



Let's learn the vocabulary!

Folhinha 1 – Atividade de preferences!

FEED THE CAT 	WASH THE CAR 	DO YOUR HOMEWORK 
GET UP 	WASH UP 	CLEAN YOUR ROOM 
COOKING DINNERS 	CLEANING MY BEDROOM 	PLAYING COMPUTER GAMES 
WATCHING TV 	GOING TO SCHOOL 	I LIKE I DON'T LIKE MY FRIENDS LIKE MY FRIENDS DON'T LIKE

The Preferences

Preferences

The verbs **like**, **enjoy**, **love** and **hate** are used to express likes and dislikes. These faces demonstrate what the person feels

➤ Like



➤ Enjoy



➤ Love



➤ Hate





Now, you will put into practice what you learned in the previous class.







Folhinha 2

1) Write the missing words in the sentences. Use the verbs on the right:


- a) I love PLAYING the guitar. (play)
- b) I love _____ TV. (watch)
- c) I don't like _____ the car. (wash)
- d) My mother loves _____. (sing)
- e) I like _____ computer games. (play)
- f) I don't mind _____ books. (read)
- g) They love _____. (cook)
- h) I hate _____ in a plane. (fly)
- i) She loves _____. (swim)

2) Write the preferences; remember to add -s to the 3rd person.

 like	 don't mind	 hate	 don't like	 love
--	--	--	--	--

- a) I  _____ *DON'T MIND WASHING* (wash) the dishes.
- b) He  _____ (play) soccer.
- c) I  _____ (do) homework.
- d) We  _____ (dance).
- e) They  _____ (drive) long cars.
- f) She  _____ (cycle) to school.

LIKES & DISLIKES



1) Complete the sentences with – like, likes, don't like or doesn't like – and the correct form of the verbs in brackets.

- a) Jenny _____ (read) books.
- b) Tony _____ (snorkel).
- c) Lucy and Alex _____ .(sing)
- d) They _____ (cycle) very much.
- e) She _____ .(ski)
- f) Tony _____ .(ski)
- g) He _____ (play) football.

2) Look at the pictures and complete the sentences with the correct words.

- a) Lucy and Alex like _____, _____ and _____.
- b) They don't like _____, _____, _____ or _____.
- c) Jenny likes _____, _____ and _____.
- d) She doesn't like _____, _____ or _____.
- e) Tony likes _____, _____ and _____.
- f) He doesn't like _____, _____ or _____.

Likes & Dislikes



COMPLETE THE SENTENCES WITH THE CORRECT WORDS.

1. Tony _____ (take) photos.
2. He also _____ (read) books.
3. _____ (Tony/canoeing)?
No, he _____.
4. He _____ (dive).
5. _____ (fly) his kite? Yes, he _____.

CHANGE THE AFFIRMATIVE SENTENCES INTO NEGATIVE AND INTERROGATIVE ONES.

1. Tony likes hiking.

2. He likes water-skiing.

CORRECT MISTAKES.

1. Amy likes reading.

2. She doesn't like water-skiing.

3. Amy doesn't like swimming.

4. She likes camping.

ANSWER THE QUESTIONS.

1. Does Amy like playing volleyball?

2. Does she like fishing?

3. Does she like riding a horse?

4. Does Amy like water-skiing?

Tony



Amy



Now, you will put into practice what you learned in the previous class.

Folhinha 4

LIKE, LOVE, HATE +ING

Ex.1. Fill in the gaps with the verbs in brackets:

1. I like _____ (go) out with friends.
2. She doesn't like _____ (play) any sport.
3. He hates _____ (cook).
4. She loves _____ (swim).
5. I like _____ (dance).
6. My mother loves _____ (sing).
7. He hates _____ (dance).
8. I like _____ (read) books.
9. They love _____ (play) games.
10. He likes _____ (run).

Ex.2. Write down a sentence with each picture (use **like, love, hate**)



1. _____



2. _____



3. _____



4. _____



5. _____



6. _____



7. _____



8. _____

Verb + gerund

1 Complete the table with the gerund form of the verb.

I	like	_____ (dance).
You	like	_____ (paint).
He	likes	_____ (fish).
She	likes	_____ (swim).
We	like	_____ (ride).
They	like	_____ (cook).

Now make the sentences negative.

e.g. *I don't like dancing.*

Now make questions.

e.g. *Do I like dancing?*

2 Complete the conversation with the correct form of the words in brackets.

SARA Hi you two! What are you doing?

STEVE We're playing basketball. Do you want to play?

SARA No thanks. I (1) _____ (not like / play) basketball.

CARL Wow! I (2) _____ (love / play) basketball, it's great!

STEVE What do you (3) _____ (like / do)?

SARA Well, I (4) _____ (like / ride).

CARL Yeah! That can be fun.

SARA And I (5) _____ (like / dance).

STEVE Dancing! Oh, I (6) _____ (hate / dance). I can't dance.

SARA That's not true. Everyone can dance.

STEVE Not me!

SARA So I know you (7) _____ (like / play) basketball, but what else do you
(8) _____ (like / do)?

STEVE I (9) _____ (like / play) chess.

CARL Chess! That's boring.



*Now, you will put into practice what
you learned in the previous class.*

Folhinha 5



-I like _____ football.

-Me too.



I like _____ books.



-What do you like _____?

-I like _____ a sandcastle.



-Do you like _____ a kite?

-I don't. I like swimming.



I don't like _____ songs.

When an action is
happening now, we often
add -ing to the verb:
*Sophie is brushing her
teeth now.*

Add -ing at the end of each verb.

1) walk is _____

2) watch is _____

3) finish is _____

4) like is _____

5) jump is _____

6) laugh is _____

7) look is _____

8) talk is _____

9) Ted is _____ all the exercises. (complete)

10) The cat is _____ the mouse. (chase)

